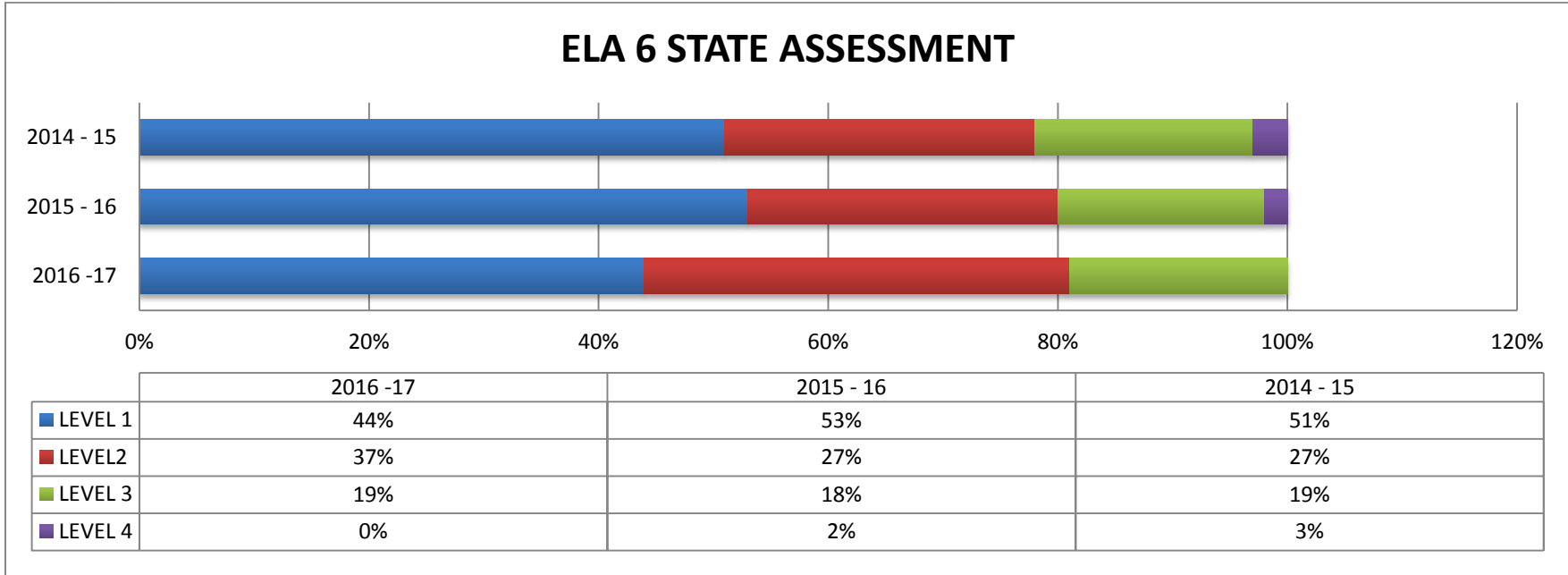
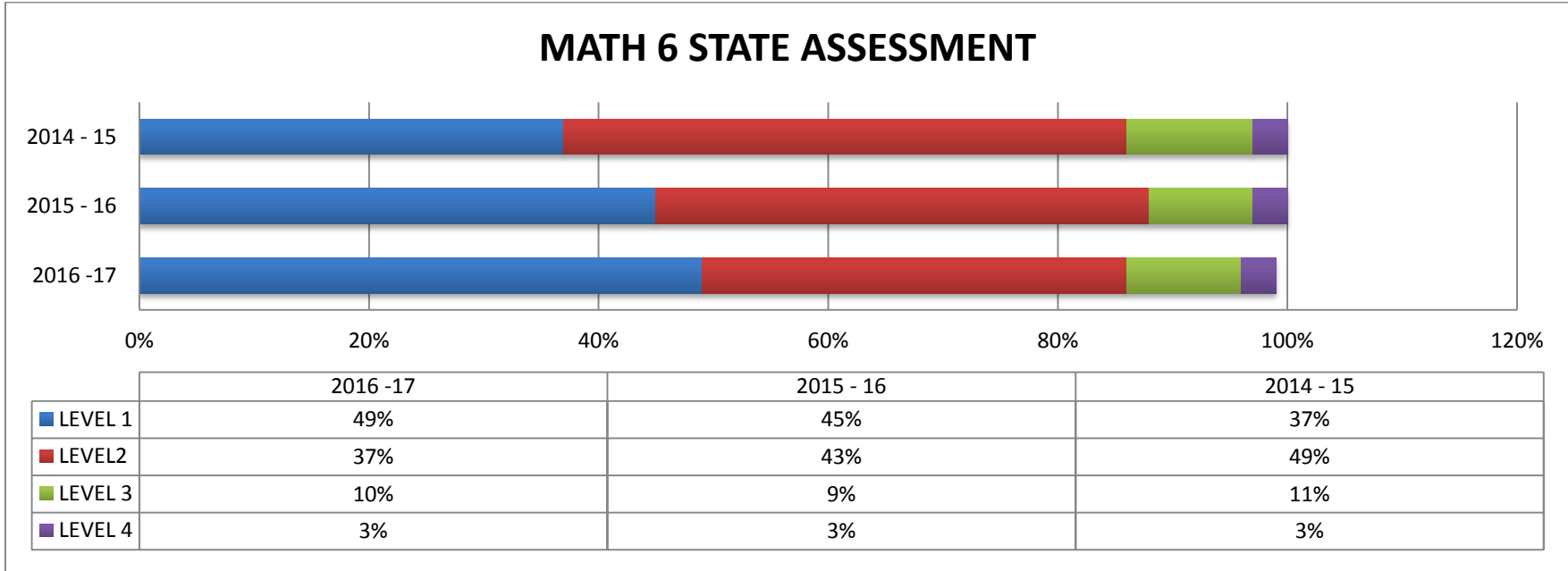


(GRADE 6) ELA ASSESSMENTS: 2014 - 2017

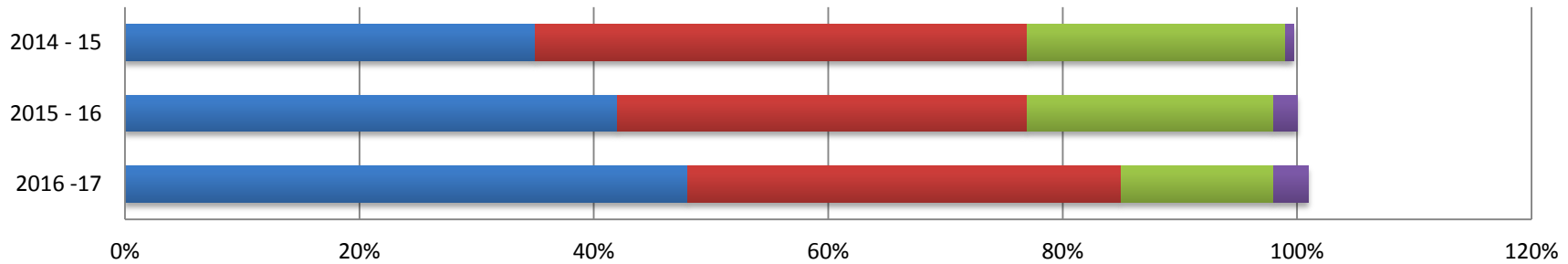


(GRADE 6) MATH ASSESSMENTS: 2014 - 2017



(GRADE 7) ELA ASSESSMENTS: 2014 - 2017

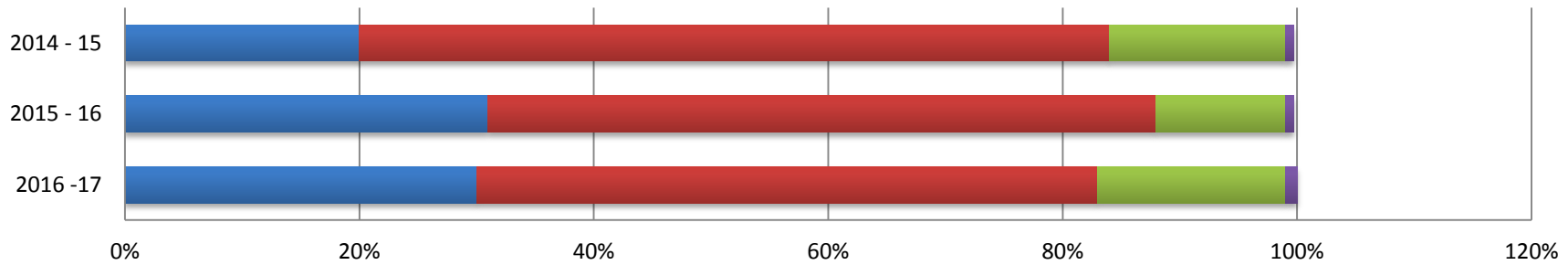
ELA 7 STATE ASSESSMENT



| | 2016 -17 | 2015 - 16 | 2014 - 15 |
|-----------|----------|-----------|-----------|
| ■ LEVEL 1 | 48% | 42% | 35% |
| ■ LEVEL 2 | 37% | 35% | 42% |
| ■ LEVEL 3 | 13% | 21% | 22% |
| ■ LEVEL 4 | 3% | 2% | 1% |

(GRADE 7) MATH ASSESSMENTS: 2014 - 2017

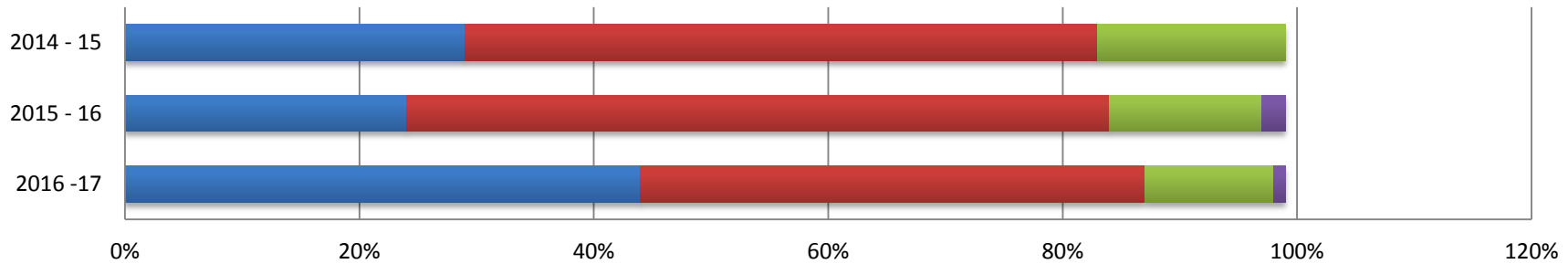
MATH 7 STATE ASSESSMENT



| | 2016 -17 | 2015 - 16 | 2014 - 15 |
|-----------|----------|-----------|-----------|
| ■ LEVEL 1 | 30% | 31% | 20% |
| ■ LEVEL 2 | 53% | 57% | 64% |
| ■ LEVEL 3 | 16% | 11% | 15% |
| ■ LEVEL 4 | 1% | 1% | 1% |

(GRADE 8) ELA ASSESSMENTS: 2014 - 2017

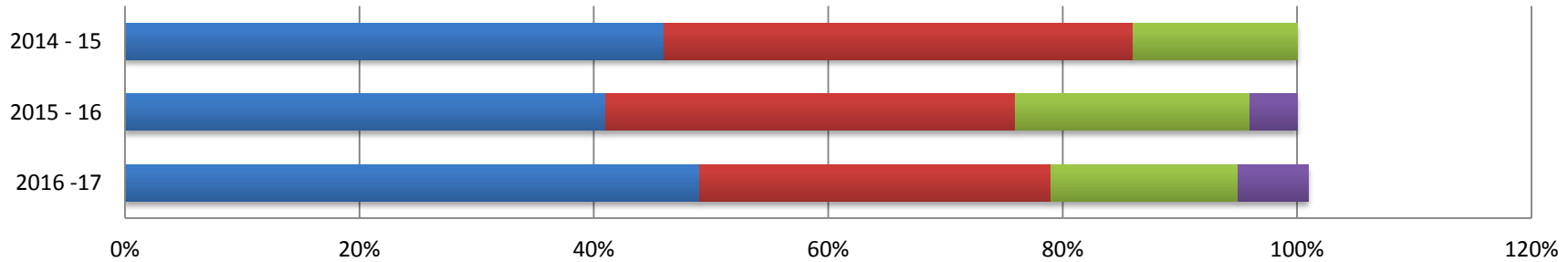
ELA 8 STATE ASSESSMENT



| | 2016 -17 | 2015 - 16 | 2014 - 15 |
|-----------|----------|-----------|-----------|
| ■ LEVEL 1 | 44% | 24% | 29% |
| ■ LEVEL 2 | 43% | 60% | 54% |
| ■ LEVEL 3 | 11% | 13% | 16% |
| ■ LEVEL 4 | 1% | 2% | 0% |

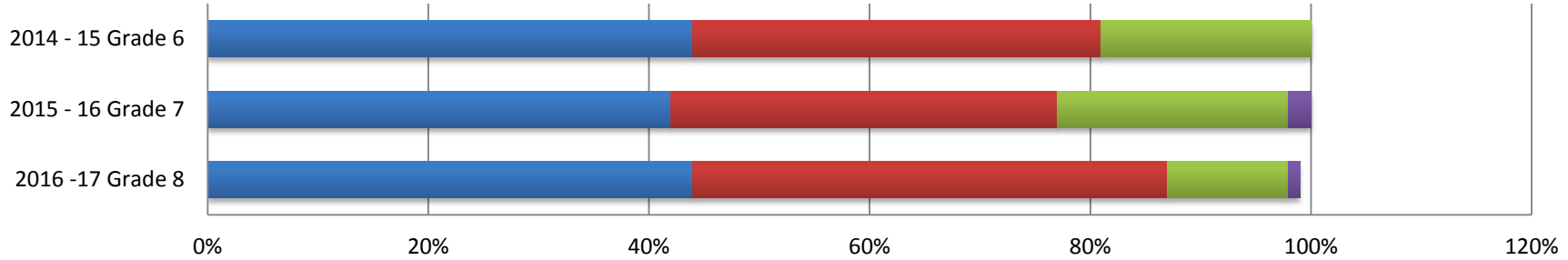
(GRADE 8) MATH ASSESSMENTS: 2014 - 2017

MATH 8 STATE ASSESSMENT



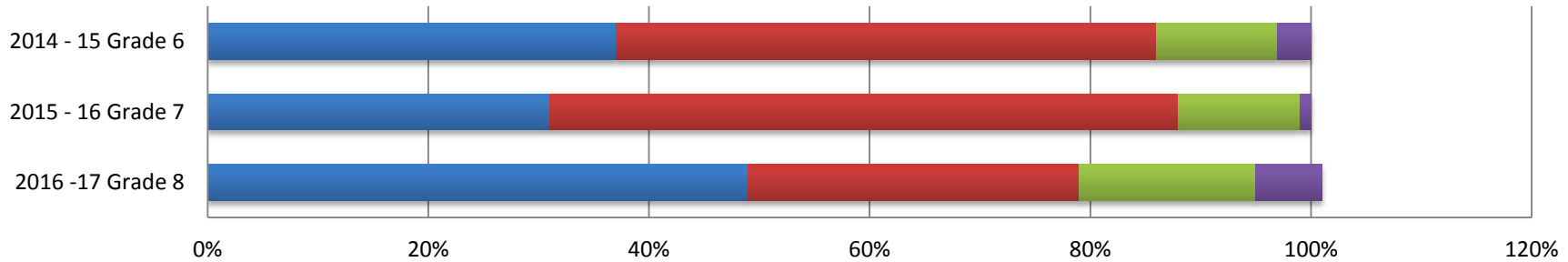
| | 2016 -17 | 2015 - 16 | 2014 - 15 |
|-----------|----------|-----------|-----------|
| ■ LEVEL 1 | 49% | 41% | 46% |
| ■ LEVEL 2 | 30% | 35% | 40% |
| ■ LEVEL 3 | 16% | 20% | 14% |
| ■ LEVEL 4 | 6% | 4% | 0% |

3 Year ELA STATE ASSESSMENT



| | 2016 -17 Grade 8 | 2015 - 16 Grade 7 | 2014 - 15 Grade 6 |
|-----------|------------------|-------------------|-------------------|
| ■ LEVEL 1 | 44% | 42% | 44% |
| ■ LEVEL 2 | 43% | 35% | 37% |
| ■ LEVEL 3 | 11% | 21% | 19% |
| ■ LEVEL 4 | 1% | 2% | 0% |

3 Year MATH STATE ASSESSMENT



| | 2016 -17 Grade 8 | 2015 - 16 Grade 7 | 2014 - 15 Grade 6 |
|-----------|------------------|-------------------|-------------------|
| ■ LEVEL 1 | 49% | 31% | 37% |
| ■ LEVEL 2 | 30% | 57% | 49% |
| ■ LEVEL 3 | 16% | 11% | 11% |
| ■ LEVEL 4 | 6% | 1% | 3% |