

# **DODGE CITY MIDDLE SCHOOL**

## **Demographics**

The School Culture of Dodge City Middle School provides a positive and supportive environment in which the individual student is provided the opportunity to explore, learn, grow and use their skills to become independent learners and thinkers. A flexible schedule combined with an evolving, progressive curriculum and a highly educated and enthusiastic faculty allow for exceptional learning opportunities for each child.

Fifty-nine teachers, two part time academic coaches, one part time technology coach, one librarian, two counselors, and three administrators serve the six hundred and ninety-three students who attend our school in sixty-one classrooms. Currently, 251 sixth graders, 223 seventh graders, and 219 eighth graders, are attending Dodge City Middle School during the 2014-2015 school year. Dodge City Middle School serves a rural urban city, including a wide socio-economic population.

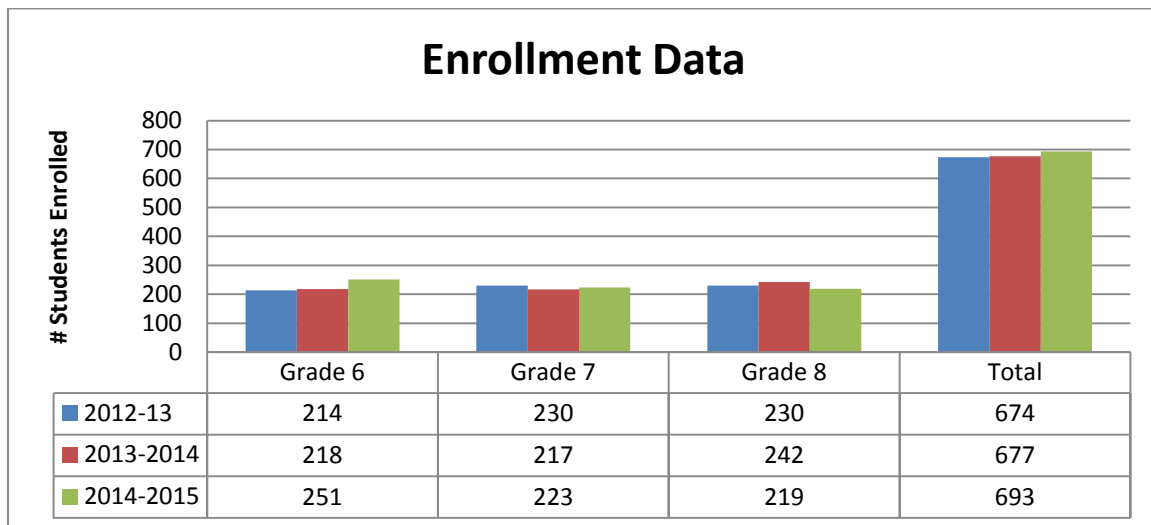
There has been gradual but continuous shift in the demographics of Dodge City Middle School in recent years. Our largest ethnic subgroup is Hispanic students at 83.26%, our white student population is 13.56% with the remaining population, 3.12% being our African American and students of other nationalities. The demographic shift has been a driving force in differentiating our instructional practices and the basis for our intervention programs. The number of at-risk students in Dodge City Middle School is one of the highest in Kansas with 87.74% of our students on free or reduced price lunches. As our student population changes so does our curriculum planning, professional development and instructional practices. We believe that our school reflects the needs of the students who attend.

### **Limited English Proficiency**

Dodge City Middle School reported during the 2013 – 2014 school year 61.87% of Limited English Proficiency students were ESOL and 100% of families speak a second language.


### 2014 - 2015 Enrollment Data

Dodge City Middle School continues to show an increase in student growth over the past three years. Student enrollment data for a grade 6 through 8 configurations began in 2012 with the districts reorganization of 2 middle schools. Our student population has increased by 19 over the past three years which is an increase of 2.9%.



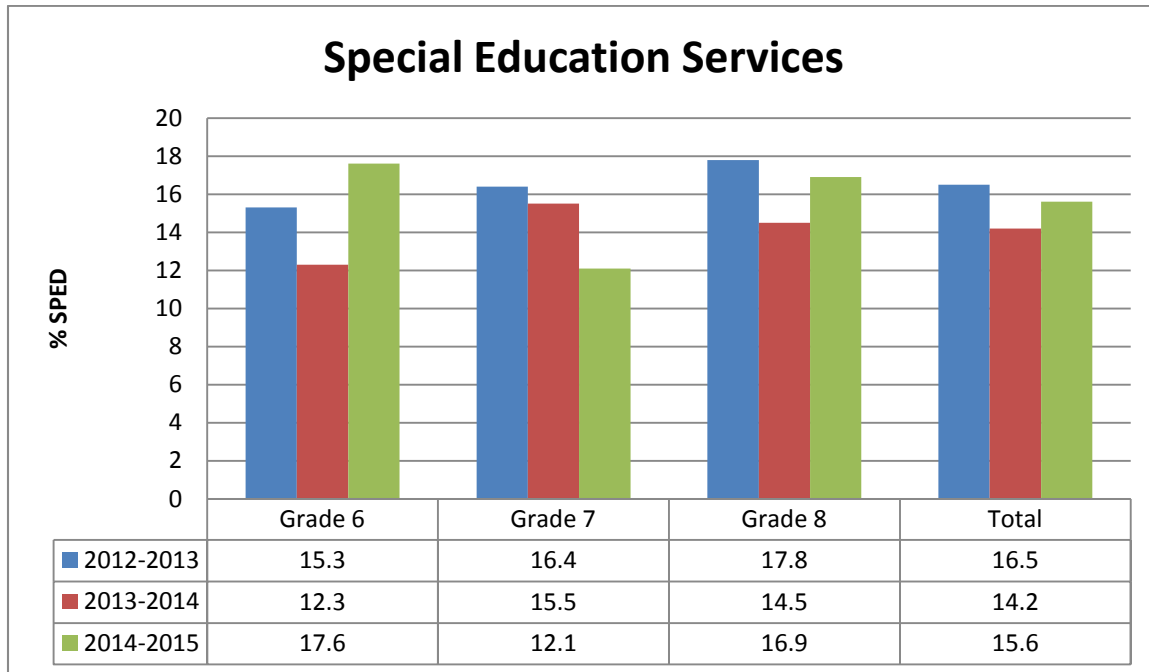
### 2014 - 2015 Ethnic Data

Over the past three years Dodge City Middle School has seen a dramatic increase in the English Language Learner population from 19.6% in 2012 to 64.8 in 2014. The percentage of increase in our ESL population over the last three years has been +48.2%.



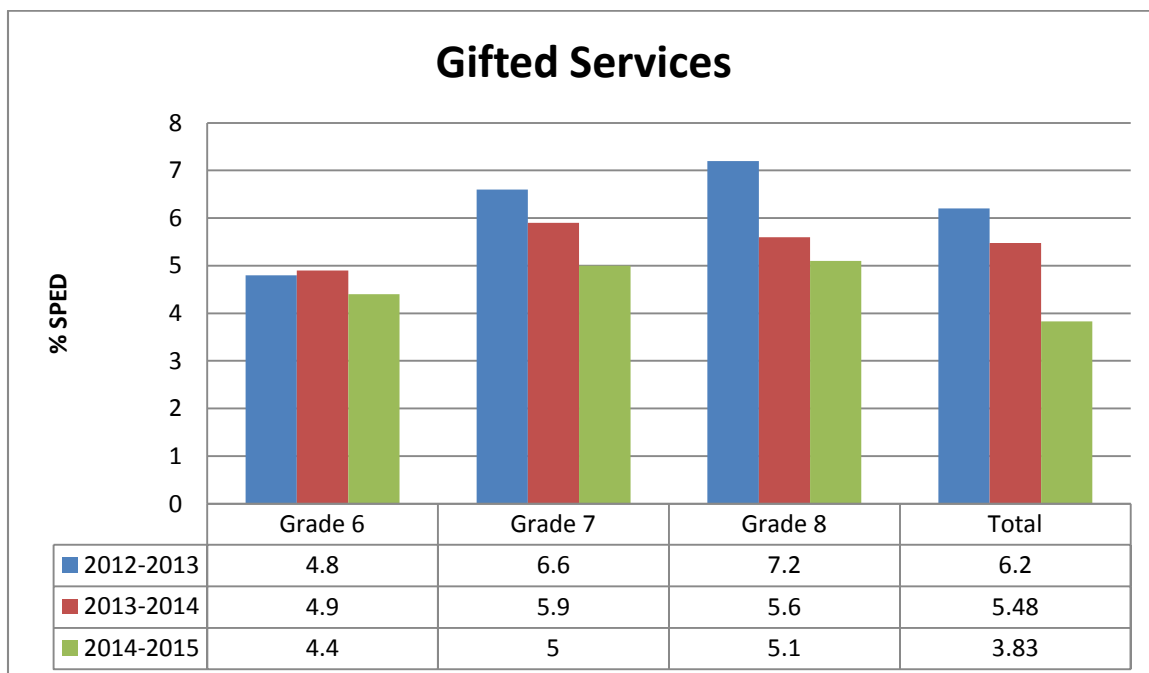
### 2014 - 2015 Special Education Services

The number and % of DCMS students receiving special education services (includes by ethnicity or other meaningful categories in 2014 – 2015 was 15.6%. During the 2014 - 2015 school year our special education services in grade 6 increased by +5.3 % over the previous year.



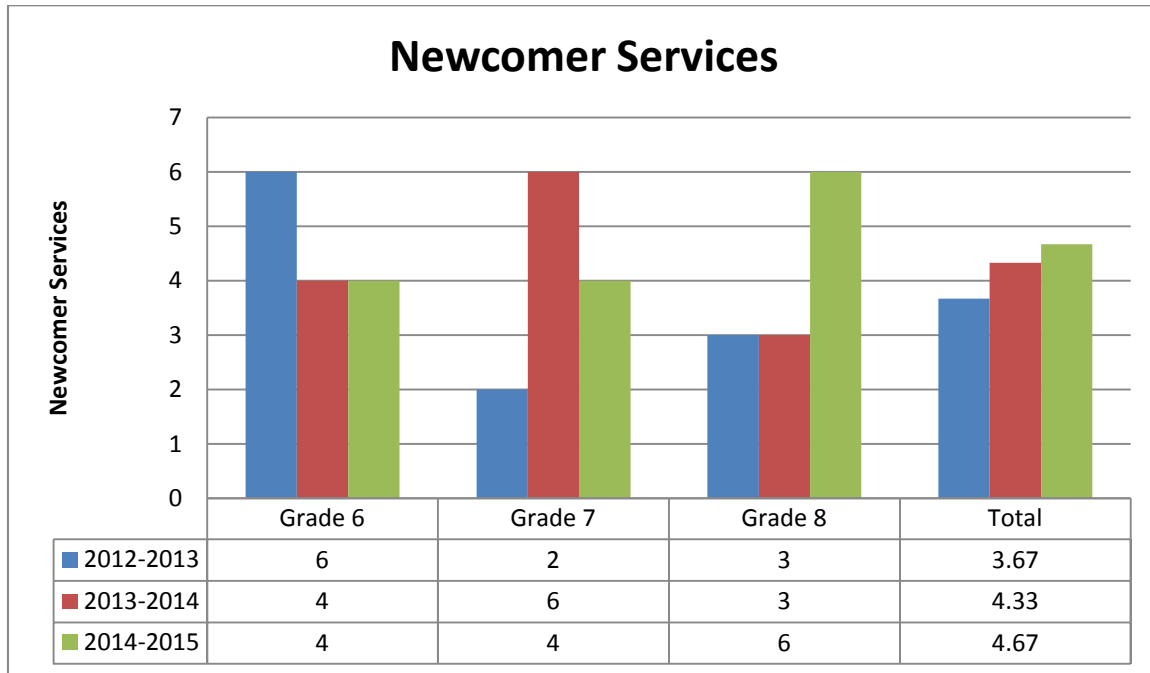
### 2014 - 2015 Gifted Services

The number and % of DCMS students receiving gifted education services (includes by ethnicity or other meaningful categories in 2014 – 2015 was 3.83%. Over the past three years we have seen decrees of students qualifying for gifted services by -2.37%.



### 2014 - 2015 Newcomer Services

The number and % of DCMS students receiving newcomer education services (includes by ethnicity or other meaningful categories in 2014 – 2015 was 4.67%. Over the past three years we have seen very little increase in our newcomer population in the amount of less than 1%.



### Daily Attendance

The Average Daily Attendance for over a three year period is 96.44%. At the end of the first semester of the 2014-15 school year the average daily attendance was 97.77%.

