

# DODGE CITY MIDDLE SCHOOL

## SCHOLASTIC READING INVENTORY (SRI) RANGE FIRST QUARTER 2014

GRADE 6 236 Students	NUMBER	PERCENT	GRADE 7 217 Students	NUMBER	PERCENT	GRADE 8 199 Students	NUMBER	PERCENT	SCHOOL Number	SCHOOL Percent
<b>Below Basic</b> BR -729	92	39%	<b>Below Basic</b> BR -769	59	27.2%	<b>Below Basic</b> BR-789	57	28.6%	208	31.9%
<b>Basic</b> 730-924	91	38.6%	<b>Basic</b> 770-969	86	39.6%	<b>Basic</b> 790-1009	73	36.7%	250	38.3%
<b>Proficient</b> 925-1070	34	14.4%	<b>Proficient</b> 970-1120	48	22.1%	<b>Proficient</b> 1010-1185	57	28.6%	57	21.3%
<b>Advanced</b> 1071- Above	19	8%	<b>Advanced</b> 1121 - Above	24	11.1%	<b>Advanced</b> 1186 - Above	12	6.1%	55	8.5%

## SCHOLASTIC READING INVENTORY (SRI) RANGE FIRST SEMESTER 2014

GRADE 6 228 Students	NUMBER	PERCENT	GRADE 7 202 Students	NUMBER	PERCENT	GRADE 8 187 Students	NUMBER	PERCENT	SCHOOL Number	SCHOOL Percent
<b>Below Basic</b> BR -729	73	32%	<b>Below Basic</b> BR -769	41	20.3%	<b>Below Basic</b> BR-789	36	19.3%	150	24.3%
<b>Basic</b> 730-924	89	39%	<b>Basic</b> 770-969	83	41%	<b>Basic</b> 790-1009	67	35.8%	239	38.7%
<b>Proficient</b> 925-1070	45	19.7%	<b>Proficient</b> 970-1120	49	24.3%	<b>Proficient</b> 1010-1185	50	26.7%	144	23.3%
<b>Advanced</b> 1071- Above	21	9.3%	<b>Advanced</b> 1121 - Above	29	14.4%	<b>Advanced</b> 1186 - Above	34	18.2%	84	13.7%

POST RANGE	GRADE 6		GRADE 7		GRADE 8		SCHOOL	
Below & Basic	183 to 162	Gain 21	145 to 124	Gain 21	130 to 103	Gain 27	69	10%
Proficient & Above	54 to 66	Gain 12	72 to 78	Gain 6	69 to 84	Gain 15	33	48%
	<b>TOTAL</b>	Gain 33	<b>TOTAL</b>	Gain 27	<b>TOTAL</b>	Gain 42	102	14.7%

The gain reflects the number of students who have moved from a lower lexile range into a higher range from 9/1/2014 to 12/1/2014

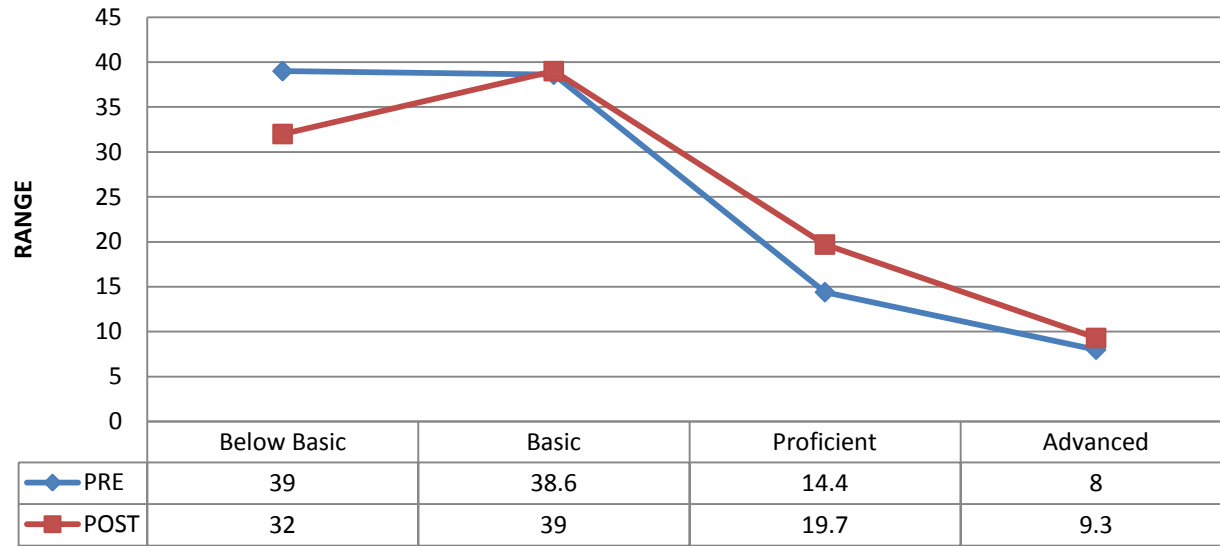
Grade 6 moved 33 students to a higher lexile range in 47 days of instruction

Grade 7 moved 27 students to a higher lexile range in 47 days of instruction

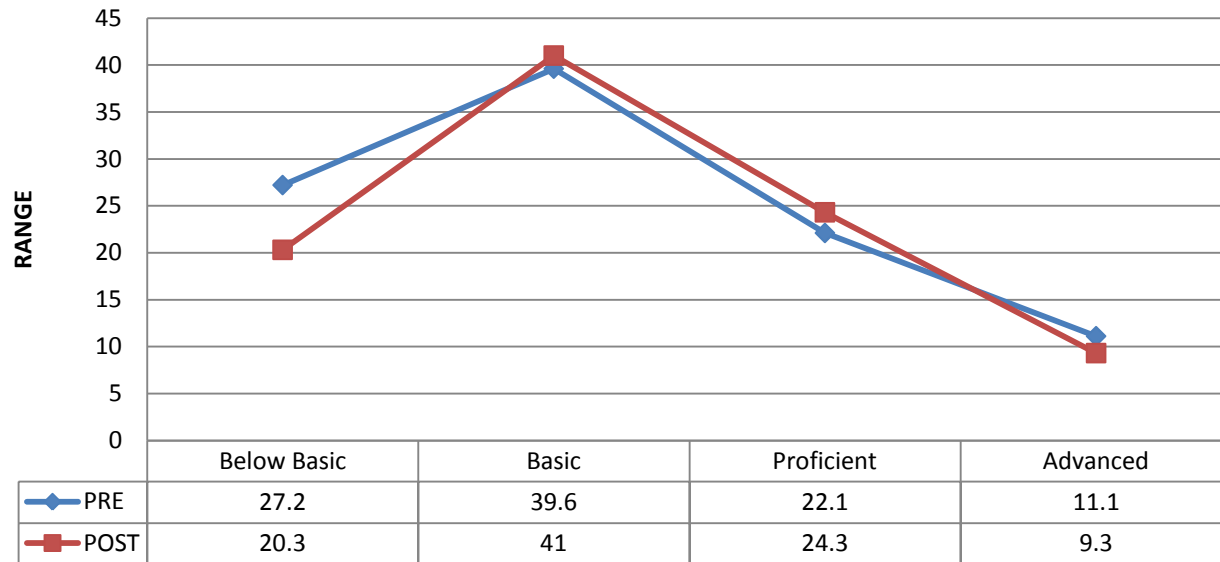
Grade 8 moved 42 students to a higher lexile range in 47 days of instruction

A total of 102 students were moved to a higher lexile range this is a 14.7% overall gain

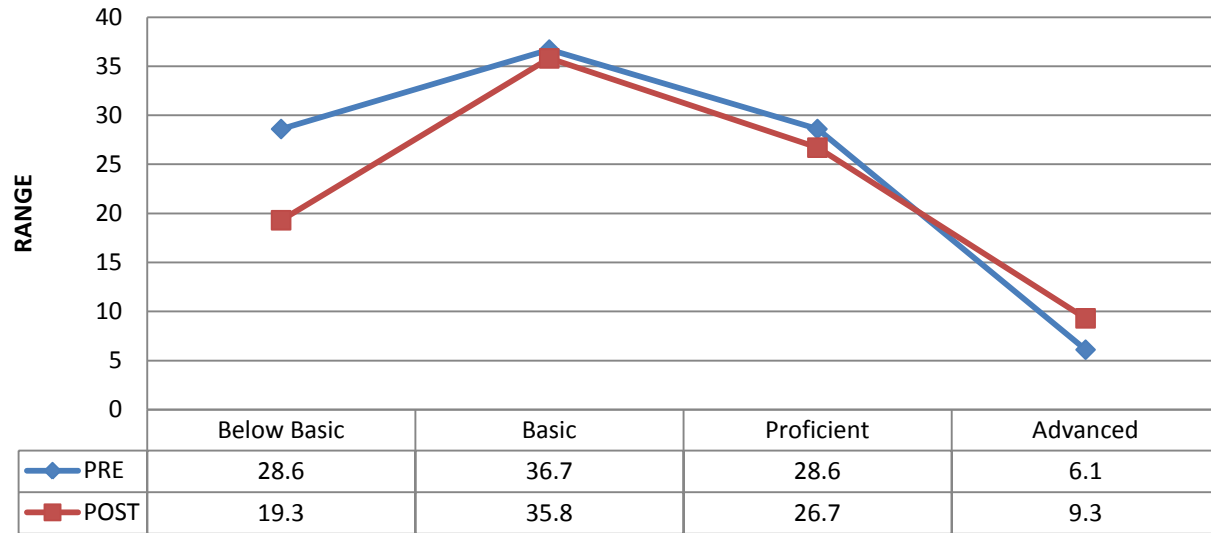
### SRI GRADE 6



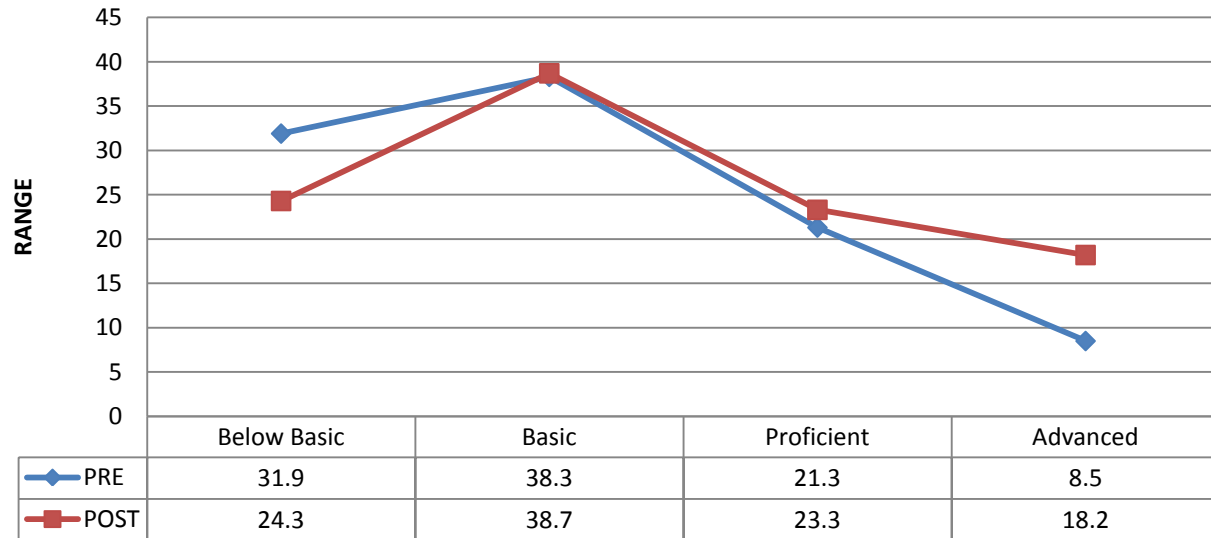
### SRI GRADE 7



## SRI GRADE 8



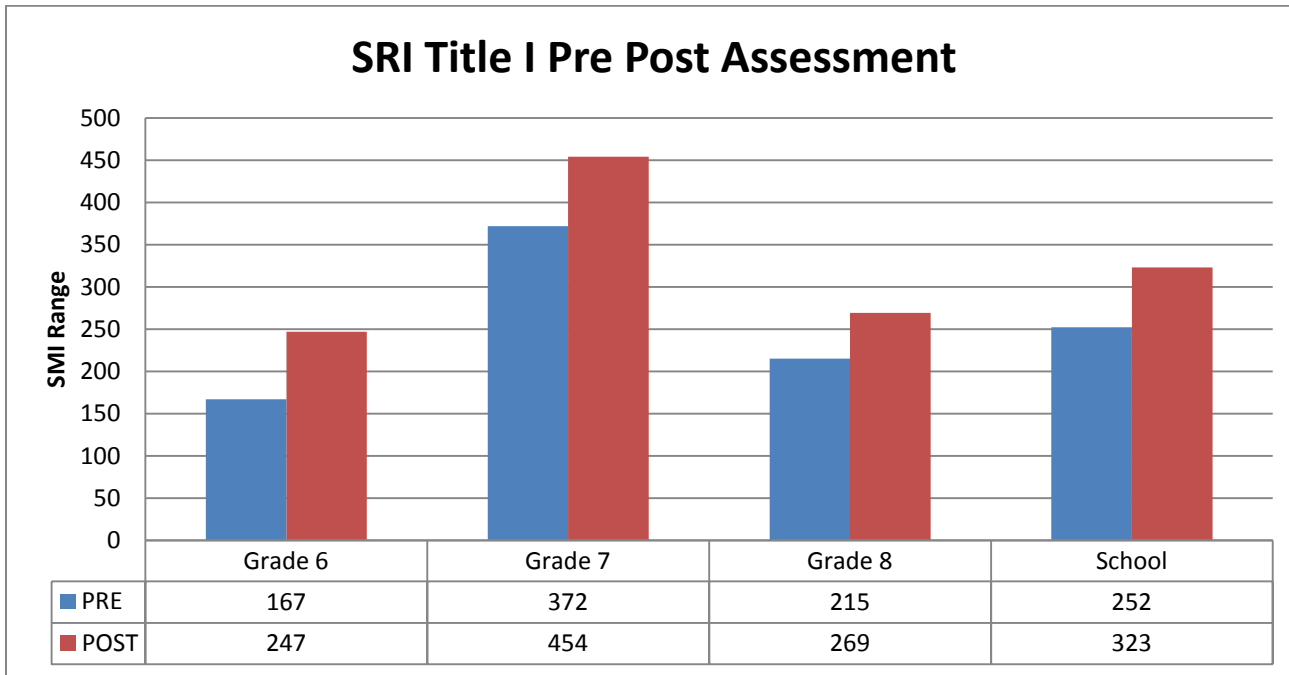
## DCMS SCHOOL PRE-POST SRI ASSESSMENT RESULTS



### SRI SCHOOL GROWTH RANGES

According to the SRI pre and post assessments for the first semester of 2014 school year a total of 102 students were moved to a higher SMI range with an overall gain of 14.7%.

## TITLE I TARGETED ASSISTED FIRST SEMESTER MATH PRE-POST ASSESSMENTS



### TITLE I GROWTH PERCENTAGE

According to the SRI Pre and Post assessments for the first semester of 2014 school year the Title I target population for math had an overall increase of 5.1%.

Grade 6 = 4.4%

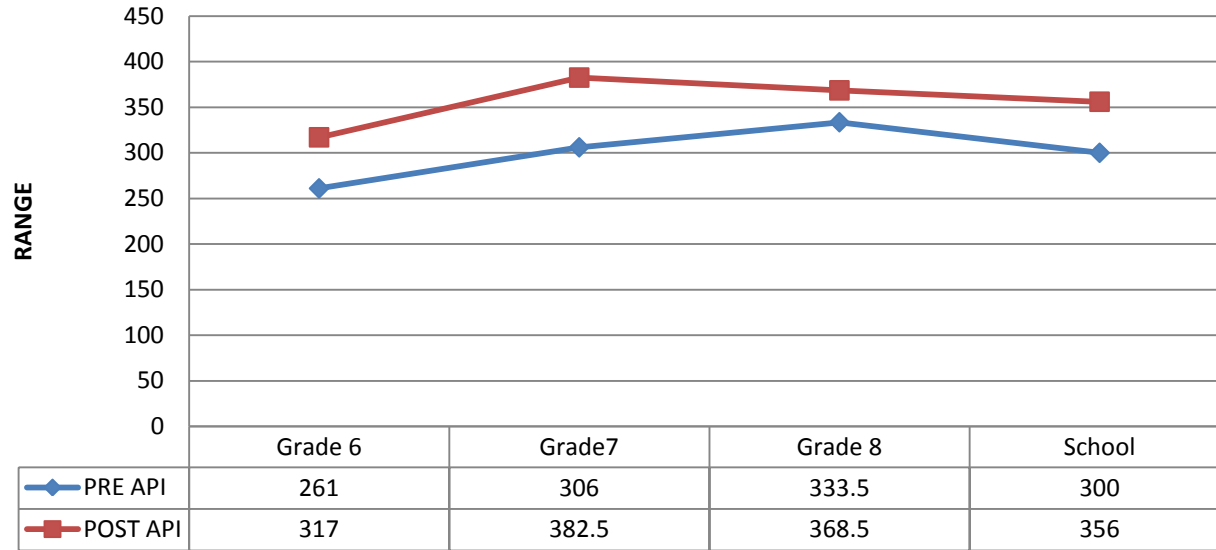
Grade 7 = 5.2%

Grade 8 = 5.6%

### TITLE I PROGRESS REPORT

- Reading SRI
  - Grade 6 = (4.4% Growth)
  - Grade 7 = (5.2% Growth)
  - Grade 8 = (5.6% Growth)

## SRI Academic Performance Index



### ACADEMIC PERFORMANCE INDEX

According to the SRI Pre and Post assessments for the first semester of 2014 school year the school wide Academic Performance Index increased by 56 points.

- SRI Results API
  - 6 Olympians (Fall = 240) (Winter = 302) +62
  - 6 Spartans (Fall = 282) (Winter = 332) +50
  - 7 Odyssey (Fall = 330) (Winter = 382) +52
  - 7 Voyagers (Fall = 282) (Winter = 383) + 101
  - 8 All Stars (Fall = 320) (Winter = 364) + 44
  - 8 Defenders (Fall = 347) (Winter = 373) +26
  - **School**                    **300**                    **356 +56**