School Detail Report
School: Dodge City Middle School
District: Dodge City / #D0443

KANSAS ASSESSMENT PROGRAM

Grade 6 Mathematics
School Year: 2014–2015

This report has information about a school's scores from the Kansas Assessment Program. The tests measure students' understanding of Kansas College and Career Ready Standards at each grade using questions that ask students to select the right answer, sort items, create graphs, or label pictures. For sample test questions, see http://ksassessments.org/practice-tests.

School Median Score

The first graph shows the school's overall median score on the test, indicated by the arrow. The bands on the graph represent the four possible levels, with 4 being the highest level. The other graphs show the performance of sixth graders in the district and state. The median, or middle number in an ordered list of numbers, is used for these comparison graphs.

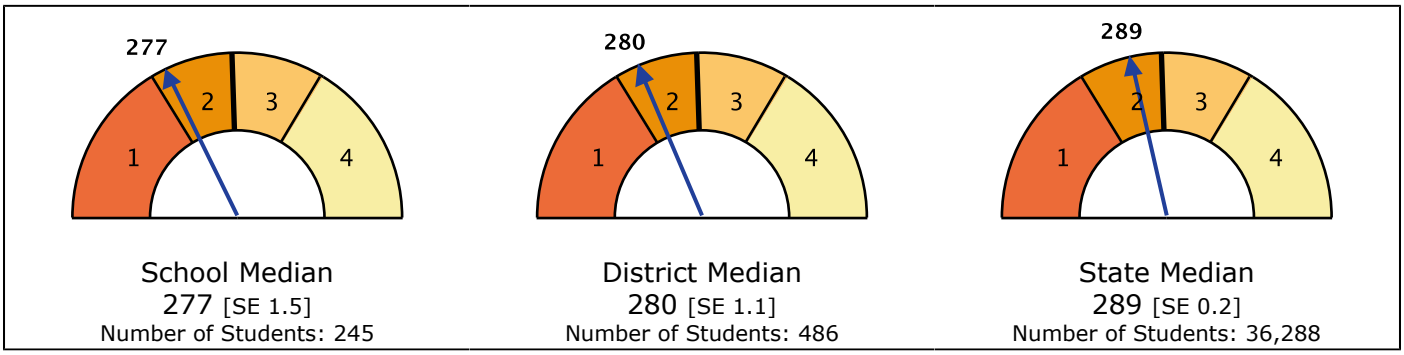

School Median
277 [SE 1.5]
Number of Students: 245

District Median
280 [SE 1.1]
Number of Students: 486

State Median
289 [SE 0.2]
Number of Students: 36,288

Performance Levels

Overall scores on the KAP test are divided into four performance levels. The levels range from 1 to 4, with 4 being the highest level. The school's median score is in Level 2.

Level	Score Range	Level Name
4	329 - 380	Level 4
3	300 - 328	Level 3
2	273 - 299	Level 2
1	220 - 272	Level 1

The following chart compares the percentage of sixth grade mathematics students in each performance level for school, district and state. Complete performance level descriptors can be found at http://ksassessments.org/pld.

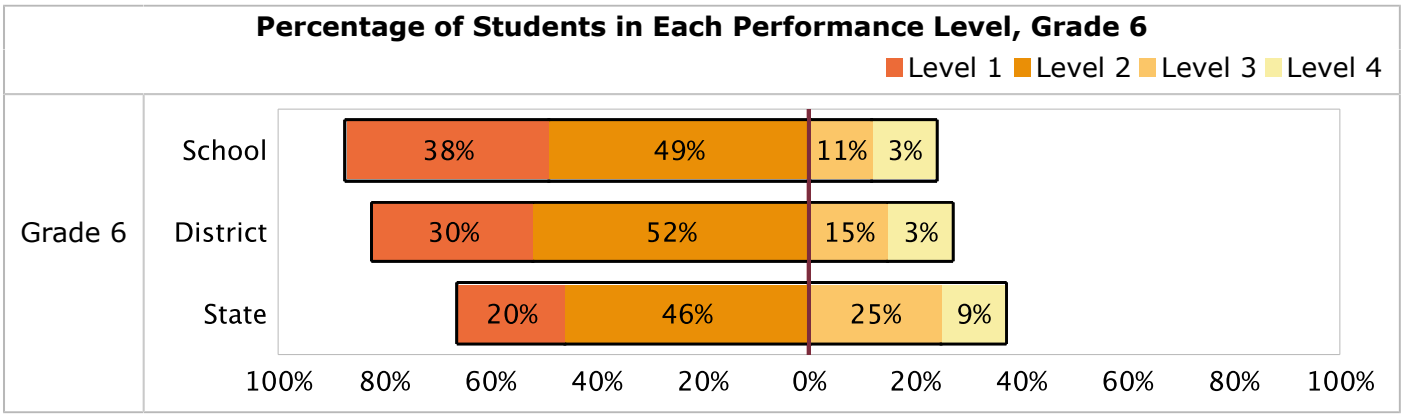

*Percentages may not add to 100% because of rounding.

Explanation of Median and Standard Error

School, district, and state scores on this report are represented by the median score. A median is the middle number in an ordered list of numbers. For example, in the ordered list of scores {200, 210, 220, 230, 240, 250, 260}, the score of 230 is the median. The graphs show how the student's score compares to the median score for all students in the same grade who took the test in the school, district, and state.

Each score is also associated with a standard error of measurement (SE). The standard error around a student's score indicates how much a student's score might vary if the student took many equivalent versions of the test (a test with different items but covering the same content). The SE around the school, district, and state scores can be interpreted in a similar way. Standard error generally becomes smaller with larger comparison groups.

School Sub-Scores and Claims

This chart shows the school's performance on specific areas of the Grade 6 Mathematics test as well as the performance of the grade 6 students in the district and state. The bracket on either side of the bold score line represents the standard error, or how much a student's performance might vary if the student took many equivalent versions of the test.

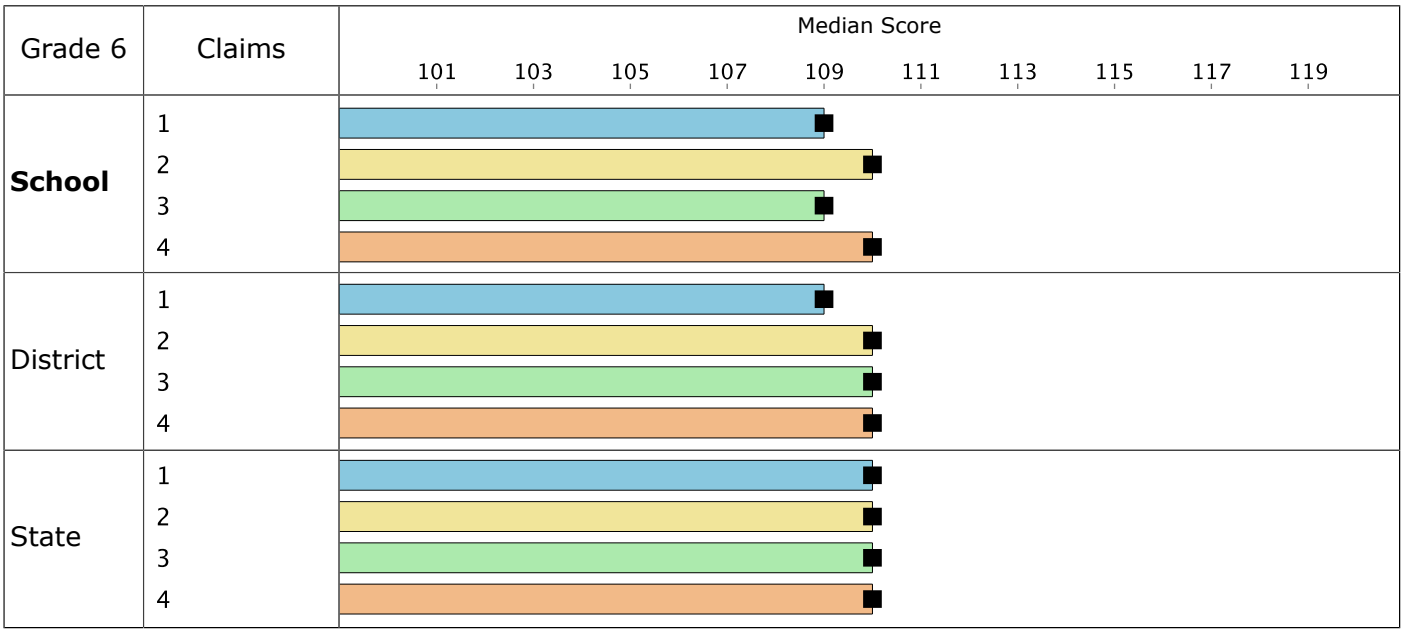

Mathematics test questions cover four main areas (also called claims) of the Kansas Mathematics Standards.

- Claim 1: Concepts and Procedures. These questions require students to explain and apply mathematical concepts and interpret and carry out mathematical procedures with precision and fluency.
- Claim 2: Problem Solving. These questions require students to solve a range of complex problems using knowledge, problem solving strategies, and mathematical tools.
- Claim 3: Communicating and Reasoning. These questions require students to explain their reasoning, defend their answers, critique the reasoning of others and ask clarifying questions.
- Claim 4: Modeling and Data Analysis. These questions require students to analyze complex, real-world situations and construct and use mathematical models to solve problems, as well as interpret their result in the context of a situation.

Additional Resources

For the 2015 Interpretive Guide for score reports, visit http://kap.cete.us/ig.

Copyright © 2015 by The Achievement and Assessment Institute, The University of Kansas. Please see our Privacy Policy https://documents.ku.edu/policies/PrivacyPolicyGeneral.htm. Report generated: 09-30-2015